

**LANDSCAPE SUPPLIES**

# Thomas Tree & Landscape, Inc.

**MANKATO, MN**

(507) 625-3836 Landscape Supplies

(507) 625-4960 Full Service Landscaping

Mon - Fri 7am - 6pm

Sat 8am - 4pm

Sunday May-July Noon - 4:00pm

Hours subject to change.

# 2008

## PRICE LIST

Hwy 22 South  
Mankato

3 Miles south of Wal-Mart on the East side.



Thomas Tree & Landscape, Inc. also  
available for professional full service  
landscaping projects.



<b>Mulch, Sand and Dirt</b>	Gal	Cubic Yard
Shredded Hardwood Mulch - - - - -	0.25	26.00
Ruby Red Mulch - - - - -	0.25	27.00
Sunset Gold Mulch - - - - -	0.25	27.00
Rustic Brown Mulch - - - - -	0.25	27.00
Sand - - - - -	0.25	29.00
Pulverized Black Dirt - - - - -	0.25	27.00
3/4" Limestone w/fines - - - - -	0.25	28.00

See back page for coverage.

<b>Landscape Rock</b>	Gal	Cubic Yard
1 1/2" Limestone dust free - - - - -	0.50	37.00
3/8" Pea Rock - - - - -	0.50	44.00
1 1/2" River Rock - - - - -	0.50	44.00
2"-6" River Rock - - - - -	0.50	70.00
1 1/2" Purple Quartz - - - - -	0.50	52.00
3/4" Rainbow (Gneiss) - - - - -	0.50	54.00
1 1/2" Bryans Red Rock - - - - -	0.50	58.00
3/4" Bryans Red Rock - - - - -	0.50	58.00
1 1/2" Iowa Tan - - - - -	0.50	64.00
3/4" Gray Trap - - - - -	0.50	95.00

See back page for coverage.

<b>Fabric &amp; Poly</b>	Roll
3' X 50' (2oz) - - - - -	15.00
3' X 100' (2oz) - - - - -	29.00
6' X 100' (2oz) - - - - -	49.00
7 1/2' X 360' (4oz) - - - - -	245.00
Poly 8' X 100' - - - - -	34.00

<b>Edging</b>	
Valleyview Ace of Diamonds 20' w/ stake kit - - - - -	14.50
Additional stake kit - - - - -	4.50
Chilton Stone Edging Split face 4x4x random - - - - -	3.40/lf
Tumbled Limestone Edging 4x4x random - - - - -	3.40/lf
Granite Stone Edging - - - - -	0.60
Bullet Edgers Colors: Buff, Desert Sand, Charcoal, Charcoal/Red, Brown/Buff- - - - -	1.10
Snap Edge 8' - - - - -	13.00
Spikes 10" - - - - -	0.50
50# box - - - - -	56.55

No returns on rock, mulch, sand or dirt. Other returns must have management approval.  
30% restocking fee. Store credit only.

# Flagstone

	lbs	ton rate
White Marble - - - - -	0.16	320.00
Arizona Flagstone:		
Peach - - - - -	0.25	425.00
Rosa - - - - -	0.25	425.00
Sawn Limestone 1" or 2" - - - - -	0.25	425.00
Fond du lac - - - - -	0.25	425.00
Chilton - - - - -	0.25	425.00
NY Bluestone - - - - -	0.27	475.00
Granite Flagstone (Carnelian or Rockville) -	0.40	755.00
2" Sliced Fieldstone Boulder Flagstone - -	0.58	942.00

Gator Dust (for wide joints) ~ 25-30 sf/50#bag w/ 2½" joints - 29.00

FLAGSTONE AND STEPPERS: 1"-2" THICK WILL COVER APPROX. 85-95 SQ. FT. PER TON.  
 1½"-2½" THICK WILL COVER APPROX. 65-75 SQ. FT. PER TON.

# Accent Boulders

Fieldstone You Pick and Load:

Diameter: 2"-6" = \$0.75    7"-9" = \$2.00    10"-12" = \$4.00

	lb	Bulk/ Ton
Fieldstone - - - - -	0.10	85.00
Limestone - - - - -	0.10	105.00
Rainbow - - - - -	0.10	105.00
Purple Quartz - - - - -	0.10	105.00
Holey Boulders - - - - -	0.15	240.00
Giants Range Marble - - - - -	0.18	295.00
Banded Animikian - - - - -	0.18	295.00
Pre Cambrian Rose - - - - -	0.18	295.00
Dunka River Diopside - - - - -	0.18	295.00
Fossilized Jasper - - - - -	0.18	295.00
Pink Jasper Stone - - - - -	0.20	315.00
Fern Green - - - - -	0.22	
Scorio - - - - -	0.38	
Glacier Art Sandstone - - - - -	0.48	
Partial Petrified - - - - -	0.50	
Petrified Boulders - - - - -	1.00	

No returns on natural stone products. Please see back page for help on calculating coverages.

# Interlock Pavers

	s.q. ft./s. a.	s.q. ft./pallet	pcs/pallet	price/s.q. ft.
<u>Holland Series</u>				
Standard- - - - -	.24	98	400	2.70
<u>Victorian Series</u>				
Rectangle- - - - -	.23	96	420	2.96
Square - - - - -	.15	76	504	3.04
Half Square - - - - -	.08	40	495	3.04
Circle - - - - -	-	79	-	3.04
<u>Colonial Series</u>				
Rectangle- - - - -	.41	92	225	2.96
Square - - - - -	.28	98	350	3.04
Half Square - - - - -	.14	48	350	3.04
<u>Roman Series</u>				
Rectangle- - - - -	.41	92	225	4.03
Square - - - - -	.28	98	350	4.03
Half Square - - - - -	.14	48	350	4.03
<u>Lamont Series</u>				
Rectangle Large - - - - -	.71	114	160	4.25
Rectangle Small- - - - -	.591	95	160	4.25
Square - - - - -	.354	89	250	4.25
1/2 Square - - - - -	.236	96	400	4.25
Circle Kits 10.33' diameter (83.80 sq. ft.)	-	-	-	5.43
<u>Madrid</u> Four piece running bond, easy DIY. full pallets only.	-	105	399	3.50
<u>Megalith</u> (manufactured stone paver system)	-	-	-	4.99
<u>Turfstone</u> 23.63"x15.75"x3.12" - - -	-	-	each	7.43

<u>Dynasty Series</u>	pcs/pallet	price each
Slate Slabs, Charcoal, Sierra or Mocca (15 <sup>3</sup> / <sub>4</sub> " x 15 <sup>3</sup> / <sub>4</sub> ")- - - - -	40	7.48
Polymeric Joint Sand (for narrow joints) ~65-80sf/65#bag - -	-	18.34
Gator Dust (for wide joints) ~ 25-30 sf/50#bag w/ 2 <sup>1</sup> / <sub>2</sub> " joints -	-	29.00

See store for many more paver types and color options.  
 Pallet deposit required, \$15. Fee for split pallets, \$25,  
 some not available for splitting, inquire within.

## Interlock Wall Block

	s.q. ft./ea.	s.q. ft./pallet	pcs/pallet	price/each
<u>Roman Stack</u> <sup>®</sup>				
Standard & Coping- - - -	.22	26.4	120	2.17
4"Hx8"Wx8"D				
<u>StackStone</u> <sup>®</sup>				
Standard & Coping- - - -	.22	26.4	120	1.68
4"Hx8"Wx8"D				
<u>CornerStone</u> <sup>™</sup>				
Straight Split - - - - -	1.00	32	32	8.83
Curve Split - - - - -	.95	30	32	8.83
Corner - - - - -	-	-	40	9.64
Tapered Cap - - - - -	-	-	40	7.50
Step Cap - - - - -	-	-	30	7.77

See store for the many color choices and other block styles available.  
 Pallet deposit required, \$15. Fee for split pallets, \$25.

## Keystone Retaining Wall Block

Interlink Full (8"Hx8"Dx16"W)	5.95	
Interlink Half (4"Hx8"Dx16"W)	5.50	
Interlink Bullnose Cap (2.625"Hx12.25"Dx8"W)	6.27	
Intermediate II	6"Hx10"Dx16W	5.95
Gray/Tan/Charcoal (.67 ft. <sup>2</sup> )		
Intermediate Step/Corner		9.40
Gray/Tan/Charcoal		
4" Caps	10½"x4"x18"	5.99
Gray/Tan/Charcoal (.50 ft. <sup>2</sup> )		
Arbor	4"Hx10"Dx12"W	2.55
Gray/Tan/Charcoal (.33 ft. <sup>2</sup> )		
Arbor Caps		2.95
Gray/Tan/Charcoal		
Country Manor (tumbled and multi piece) price/sq. ft.		11.50
several blended colors to choose from, full pallets only		
Keystone Pins (shouldered, 500/box)		235.00

## Anchor Wall Block

<u>Diamond Stone Cut 6"</u>	HxWxD	sq.ft.	Each
Casual	6x15-7/8x12	-.67	6.00
Formal	6x17¼x12	-.72	6.00
Corner	6x16x8	-.67	10.75
Cap Block	3x18x13	2.5lf/2 caps	6.85
Large Step Unit	6x16x16	-	10.75

Colors: Tan, Charcoal, Umber RedRock  
Blends: Chestnut Tan & Charcoal Brown

## Marshall Concrete Products

<u>Smart Six System</u>	HxWxD	sq.ft.	Gray	Color	Blend
Multi Face Wall	6x16x12	-.66	5.18	5.45	5.95
Straight Face Wall	6x17x12	-.71	5.18	5.45	5.95
Uni-Capstone	3x16x10	-.33	5.18	5.45	5.95
Cornerstone	6x8x16	-.66	5.18	5.45	5.95
Stepstone	6x16x16	-.66	10.25	11.00	11.50

Colors: Brown, Tan and Charcoal      Blends: Brown/Tan and Charcoal/Gray

## Wallstone, Steps and Miscellaneous

Limestone 8" wallstone	0.19/lbs	305.00/ton
Fond du lac 8" wallstone	0.19/lbs	305.00/ton
Chilton 8" wallstone	0.19/lb	305.00/ton
Chilton Outcropping Step	0.22/lbs.	375.00/ton
Interlock Quarry Stone 4"x8"x12" (full pallets	4.68/ea)	5.02/ea
Fond du lac Step 18"x36"x6"	155.00 ea.	
Cut Boulder Steps	450.00/ton	
Chilton Step 18"x36"x6"	155.00 ea	
Granite Step 48"x18"	205.00 ea.	
Interlock Chiseled Step 48"x18"x6"		120.75/ea
Paver Stair Stacker (full pallet = 8, \$19.99/ea)		23.25/ea
Decorative 4" Pillar Inserts		84.00/ea
Chiseled Pillar Cap with peak 24"x24"		84.00/ea
Chiseled Pillar Cap with 8" flat top		84.00/ea

## Accessories

GeoGrid (per sq. ft.)-	- - - - -	0.75
Block Glue	- - - - -	6.00
Fabric 7½'Wx360'	- - - - -	255.00
7½'Wx cut to length	- - - - -	.85/LF

# One of a Kind Stone Products

## Custom Stone

- Stone Water Features: \$250 to \$650. Installed: \$1500 to \$2500
- Benches - - - - - \$200 to \$450
- Engraved Stone - - - - Custom work priced individually.
- Stone Planters 18" dia. or less: 4" hole, \$45; 5" hole, \$50; 6" hole, \$55
- Stone Candle Holders - - - - - \$19 to \$59
- Stone Sculptures - - - - - \$65 and up
- Wind-proof candles and holders - - - - \$3.65 to \$29.95
- Many other unique stone products inside store.
- Custom Stone Drilling Available
- Custom Stone Cutting Available

# Pond Kits and Supplies

8'x11' Pond Kit, 2200/gph pump (es811fb) - - - -	1,372.00
11'x11' Pond Kit, 2900/gph pump (es11afb) - - -	1,645.00
11'x16' Pond Kit, 3900/gph pump (em1116fb) - - -	2,132.00
11' No Pond Stream Kit, 4900/gph 34" wide falls (jaf2)	1,696.50
most popular kits, many more sizes available	
TH250 3900/gph pump - - - - -	455.95
TH400 4900/gph pump - - - - -	533.80
Pond Liner 20'W x LF - - - - -	19.00
Pond Liner 10'W x LF - - - - -	10.00
Pond Foam - - - - -	21.25
S.A.B. (string algae buster) - - - - -	29.98
Liquid Bacteria (all season) 16oz - - - - -	14.15
Water Clarifier 16oz - - - - -	11.50
Water conditioner 16oz - - - - -	11.30
Green Clean 2lb - - - - -	24.99
Custom blend pond gravel (cubic yard) - - - - -	48.00
Pond rocks (price/lb) - - - - -	0.10

See in store for more products and pond chemicals.

# Conversions • Formulas

1 CUBIC YARD OF MATERIAL WILL COVER:

108 SQ. FT. AT 3" DEPTH

81 SQ. FT. AT 4" DEPTH

54 SQ. FT. AT 6" DEPTH

27 SQ. FT. AT 12" DEPTH

1 SQ. FT. = 144 SQ. IN.

1 CU. FT. = 1728 CU. IN.

1 CU. FT. = 7.48 GALLONS

1 SQ. YARD = 9 SQ. FT.

1 CU. YARD = 27 CU. FT.

1 CU. YARD = 202 GALLONS

FLAGSTONE AND STEPPERS:

1"-2" THICK WILL COVER APPROX. 85-95 SQ. FT. PER TON.

1 1/2"-2 1/2" THICK WILL COVER APPROX. 65-75 SQ. FT. PER TON.

GRASS SEED: 1 LB WILL COVER APPROX. 200 SQ. FT..


GERMINATES AROUND 10-14 DAYS WITH PROPER CARE.


Natural stone wall coverage:


8" deep stone will cover  
approx. 20 sq. ft. per ton.





## Area Formulas


square =  $a^2$  

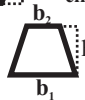
triangle =  $(1/2) b h$  

rectangle =  $ab$  

ellipse =  $\pi r_1 r_2$  

parallelogram =  $bh$  

circle =  $\pi r^2$  

trapezoid =  $h/2 (b_1 + b_2)$  

( $\pi$  = 3.141592...)

## Boulder Wall Information

- 6"-12" boulders cover approximately 15-20 square feet of wall per ton
- 12"-18" boulders cover approximately 9-12 square feet of wall per ton
- 18"-30" boulders cover approximately 5-7 square feet of wall per ton
- 6" = 9-12 pounds
- 8" = 20-25 pounds
- 10" = 45-50 pounds
- 12" = 75-90 pounds
- 18" = 200-250 pounds
- 24" = 500-650 pounds
- 30" = 1000-1300 pounds
- 36" = 2000-2600 pounds



## Delivery:

Thomas  Tree & Landscape, Inc.

**MANKATO AREA \$75 PER LOAD,**

**UP TO 5 YARDS OF ROCK OR 12 YARDS MULCH**

Not responsible for damage to property or driveway resulting from deliveries.

No returns without management approval.  
All pricing subject to change without notice